

CRASH

OF THE
TITANS



EVERYONE 10+
TM
E
10+
CONTENT RATED BY
ESRB

 SIERRA

⚠ WARNING: PHOTOSENSITIVITY/EPILEPSY/SEIZURES

READ BEFORE USING YOUR PLAYSTATION®2 COMPUTER ENTERTAINMENT SYSTEM.

A very small percentage of individuals may experience epileptic seizures or blackouts when exposed to certain light patterns or flashing lights. Exposure to certain patterns or backgrounds on a television screen or when playing video games may trigger epileptic seizures or blackouts in these individuals. These conditions may trigger previously undetected epileptic symptoms or seizures in persons who have no history of prior seizures or epilepsy. If you, or anyone in your family, has an epileptic condition or has had seizures of any kind, consult your physician before playing. IMMEDIATELY DISCONTINUE use and consult your physician before resuming gameplay if you or your child experience any of the following health problems or symptoms:

- dizziness
- altered vision
- eye or muscle twitches
- loss of awareness
- disorientation
- seizures
- any involuntary movement or convulsion

RESUME GAMEPLAY ONLY ON APPROVAL OF YOUR PHYSICIAN.

Use and handling of video games to reduce the likelihood of a seizure

- Use in a well-lit area and keep as far away as possible from the television screen.
 - Avoid large screen televisions. Use the smallest television screen available.
 - Avoid prolonged use of the PlayStation 2 system.
Take a 15-minute break during each hour of play.
 - Avoid playing when you are tired or need sleep.
-

Stop using the system immediately if you experience any of the following symptoms: lightheadedness, nausea, or a sensation similar to motion sickness; discomfort or pain in the eyes, ears, hands, arms, or any other part of the body. If the condition persists, consult a doctor.

WARNING TO OWNERS OF PROJECTION TELEVISIONS:

Do not connect your PlayStation 2 system to a projection TV without first consulting the user manual for your projection TV, unless it is of the LCD type. Otherwise, it may permanently damage your TV screen.

HANDLING YOUR PLAYSTATION 2 FORMAT DISC:

- This disc is intended for use only with PlayStation 2 consoles with the NTSC U/C designation.
- Do not bend it, crush it or submerge it in liquids.
- Do not leave it in direct sunlight or near a radiator or other source of heat.
- Be sure to take an occasional rest break during extended play.
- Keep this compact disc clean. Always hold the disc by the edges and keep it in its protective case when not in use. Clean the disc with a lint-free, soft, dry cloth, wiping in straight lines from center to outer edge. Never use solvents or abrasive cleaners.

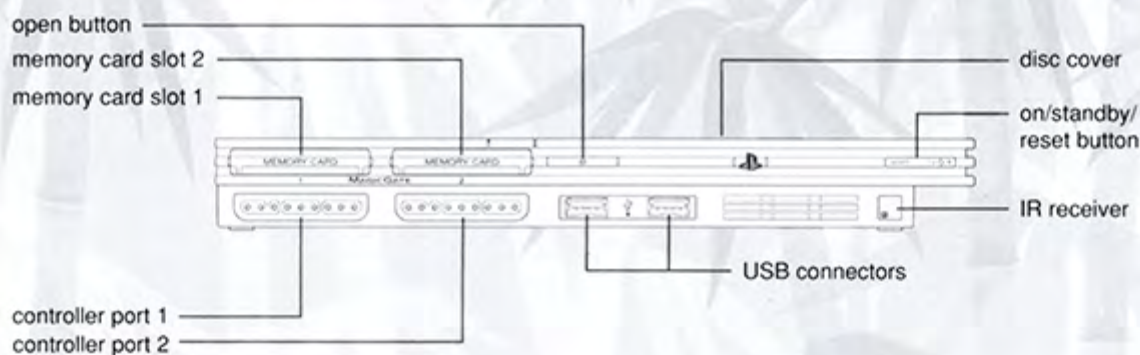
CRASH[®] OF THE TITANS

Table of Contents

Getting Started	2
Starting Up	3
Button Layout	3
Jack the Enemy and their Power is Yours	4
Main Menu	4
How to Play	4
The Game Screen	5
The End Level Screen	5
The Game HUB Screen	5
Upgrades	6
Power-Ups	6
Other Rewards	6
How to Jack an Enemy	6
How to be a Great Fighter	7
Controlling Enemies	7
Multiplayer Co-op Mode	8
Cast of Characters	8
Credits	9
Customer Support & Licensing Agreement	12-13

©2007 Sierra Entertainment, Inc. All rights reserved. Crash, Sierra and their logos are either registered trademarks or trademarks of Sierra Entertainment, Inc. in the U.S. and/or other countries. Developed by Radical Entertainment. Radical Entertainment is a trademark or registered trademark of Vivendi Games Canada Ltd. in Canada, the U.S. and/or other jurisdictions. The ratings icon is a registered trademark of the Entertainment Software Association. All other trademarks are property of their respective owners.

GETTING STARTED



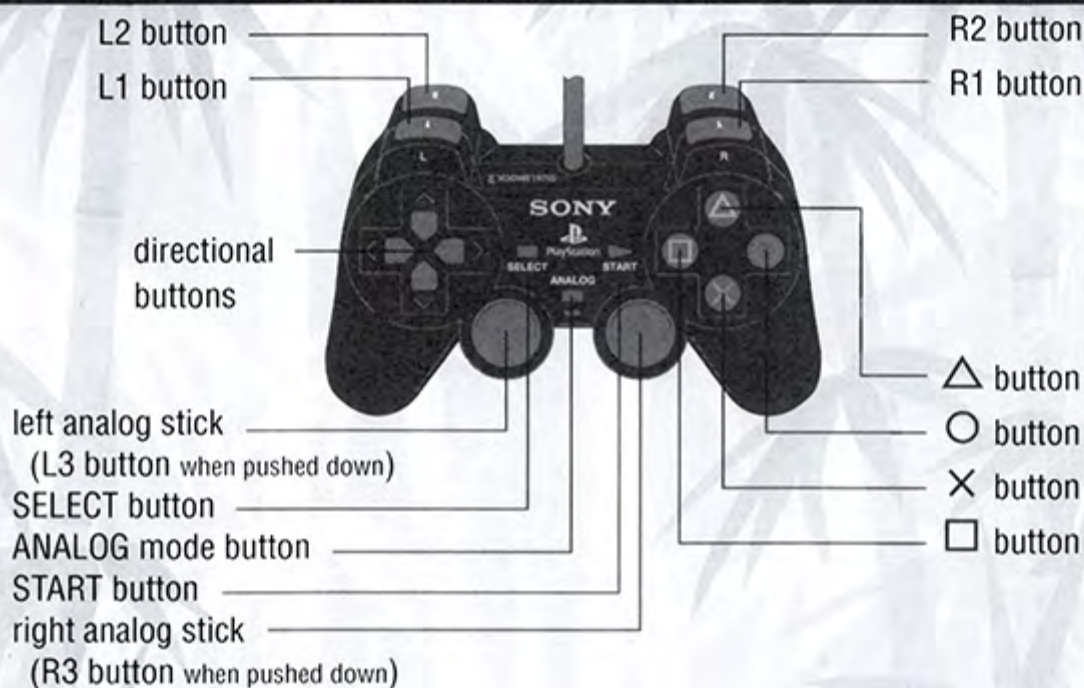
Set up your PlayStation®2 computer entertainment system according to the instructions supplied with your system. Check that the system is turned on (the on/standby indicator is green). Insert the Crash® of the Titans disc in the system with the label side facing up. Attach game controllers and other peripherals as appropriate. Follow the on-screen instructions and refer to this manual for information on using the software.

Memory Card (8MB)(for PlayStation®2)

To save game settings and progress, insert a memory card (8MB)(for PlayStation®2) into MEMORY CARD slot 1 of your PlayStation®2 system. You can load saved game data from the same memory card or any memory card (8MB)(for PlayStation®2) containing previously saved games.

STARTING UP

DUALSHOCK®2 ANALOG CONTROLLER CONFIGURATIONS



CONTROLS

Button Layout

The basic character controls for the game are:

Basic Controls	
Movement	L
Jump	X
Double Jump	X X
Spin Hover (long jump)	Tap □ or X rapidly while in the air
Light Attack	□
Heavy Attack	△
Charged Attack	Press and hold △
Spin Attack	Rotate L 360 degrees, then tap □ rapidly (must be unlocked)
Jack	○ (enemy must be stunned)
Block	R1
Air Grind	R1 while in the air (must be unlocked)
Tutorial Help	■ (SELECT)

These are the basic moves, but there are more advanced moves that Crash learns once he starts to take over creatures. These are explained later on in more detail.

HINT: Look for "Tutorial" stones located throughout the world. As you approach one, **○** appears. When you press **○**, a tip is displayed. The complete list can be reviewed at any time by pressing **■** (SELECT).



JACK THE ENEMY AND THEIR POWER IS YOURS

An evil force is stripping Wumpa Island of its resources and turning its innocent citizens into vicious mutant soldiers. If that's not bad enough, Crash's sister Coco has been kidnapped and an enormous robot of mass destruction is being pieced together gear by devastating gear. It looks like Crash's island paradise is about to become history – the BAD kind!

Could Dr. Neo Cortex really be smart enough to harness all this evil power, or is someone smarter working behind the scenes? Crash and Aku Aku must harness the strength of the malevolent mutants with the power of Mojo Magic, or the world will pay a terrible price.

MAIN MENU

NEW GAME

- Start the game from the beginning

LOAD GAME

- Load a previously saved game

OPTIONS

- Widescreen – Turn widescreen option on/off
- Sound – Mono, Stereo and Dolby
- Vibration – Turn the controller vibration on/off
- Credits – See who made and produced this game

PAUSE SCREEN

- Resume Game – Return to the game in progress
- Options – Adjust Co-op mode, dialogue, music, sound effects, invert axis, vibration and auto-save.
- Save and Exit – Quit the game mode, save progress and return to the main menu

Auto-Save

With Auto-Save turned on, you don't have to manually save the game on your memory card (8MB)(for PlayStation®2). Saving is done automatically each time you complete or exit an episode.

HOW TO PLAY

The object of the game is to rescue Crash's sister Coco, stop the enormous robot of doom and save Crash's island paradise! Easy, huh?

As your journey begins, your first goal is to rescue Aku Aku, Crash's trusted friend and ally. From there, your major goals are to complete fights against groups of enemies or simply progress through the level as you attempt to stop Dr. Neo Cortex's nefarious plans. Along the way, Crash will encounter many fierce creatures. You can choose to defeat them or use Aku Aku's Mojo Magic to control them, turning them into your weapons of mass destruction!

Crash starts the game with three lives. Keep an eye on the health bar – if Crash loses his last life, it's Game Over and you'll have to start the level over. Don't worry too much though. You can find additional lives along the way.





THE GAME SCREEN

While playing, make note of Crash's health meter. When Crash takes damage, the meter decreases. Eating Wumpa fruit, which, by the way, are very good for bandicoots, replenishes Crash's health!

Jacked enemies shield Crash from losing health. But when your jacked enemy runs out of health, you lose your ride.

THE END LEVEL SCREEN

When you beat a level, you earn a voodoo trophy rank of: no medal awarded, bronze, silver or gold. You improve your rank one level by accomplishing one of three things:

- Defeat a set number of minions in the episode
- Find Cortex's three spy toilets
- Score a minimum combat hit combo



THE GAME HUB SCREEN

After you receive your voodoo trophy, there are many options to choose from:



Continue Story

Continue playing the game from the latest level that you've unlocked.



Go to a Different Level

Select another level that you have unlocked to play again.



Replay Level

Replay the current level in order to find any items that you might have missed or beat up on some of the baddies again.



Choose a Different Crash Skin

Select from the list of Crash skins that you have unlocked.



Replay a Mojo Room Game

Replay the current Mojo Room Game in order to accumulate more Mojo.



View Concept Art

View the concept art created for the game. Collect the hidden voodoo doll in each episode to unlock concept art sets.



Enemy Information

After defeating a set number of enemies, you unlock more detailed information about them.



Locked Voodoo Doll

Read more about what you need to do to unlock these.



UPGRADES

When you defeat enemies or destroy objects, they release magical Mojo. Collect enough Mojo, and Crash will earn an ability upgrade or even a new move!

There are many moves that you can unlock by earning Mojo:

Triple Dragon	Chin Tickler	Board Slam	Spin Dismount
 while timing each button press as Crash touches the ground		 plus a well-timed  adds the board slam finisher	Rotate  360 degrees and then press  to instantly finish off a jacked enemy



9,876,540

HINT: You earn a free life for every 25,000 mojo collected.

POWER-UPS

There are lots of things to find as you explore and fight.



Wumpa Fruit – Yummy! Look for these when Crash is low on health.

2x

Mojo Multiplier – All objects and enemies will give double the amount of Mojo for a short period of time. So get to work, quick!



Free-jack – This golden mask temporarily gives Crash incredible strength. Knock out any enemy with a single blow!



Feather – Feathers boost your board-sliding speed. Collect them to blast over canyons and other dangers.





Golden Wumpa Fruit – Eating one of these rare fruits earns Crash an extra life.

OTHER REWARDS

Keep your eyes open for hidden voodoo dolls. They will unlock concept art for each episode.



HOW TO JACK AN ENEMY

Attack your enemies with ferocity! The star-meter over their heads shows how close they are to being stunned. When the enemy is stunned,  appears over it. Press  to jack it and put it under Aku Aku's magic spell, giving you complete control of the enemy.

HINT: If you don't keep up your attacks, the star-meter will empty. Don't give your enemy a chance – fight hard and fast.

HOW TO BE A GREAT FIGHTER

To be a successful fighter, you need to know that Crash and all jackable enemies have different strategies available to choose from:

Block	Light Attack	Block Breaker	Dodging
You can protect yourself from light attacks by blocking with R1 .	If an enemy is winding up for a slow heavy attack, hit them quickly by pressing □ to interrupt their attack.	If your opponent is blocking, use your heavy attack (△). Just remember, if they are bigger than you, you have to hold the button until it's charged up to break through their block.	If you are blocking (R1) and the enemy is winding up for a heavy block-breaking attack, use L to perform a quick roll.

Advanced Tip: If an enemy blocks while you are mid-way through a light attack combo, quickly tap your block key to interrupt the attack, then use your block breaker on them.

CONTROLLING ENEMIES

Melee Enemies – Up close and personal. While jacked, your controls are very similar to Crash's.	
Light (quick) Attack	Press □
Heavy (slow) Attack	Press △
Special Attack	Press X
Block	Press and hold R1 to block
Un-Jack/Jack	Press ○ to dismount/jack directly to another stunned enemy.
Projectile Enemies – Take them down from afar. Beware – Some enemies can shoot.	
Quick Fire	Press □
Precision aiming mode	Hold R1 to bring up the aiming reticule Aim with L , lock on with X , and press □ to shoot
Melee attack	Press △ to attack nearby enemies

Using Enemy Special Attacks

When your Titan Meter is fully charged, you can unleash a terrifying special attack: Press **X** to activate the enemy's special power. In-game tutorials will provide detailed explanations of these abilities.

On Projectile enemies, hold **R1** to activate aiming mode and aim, then assign targets with **X**.

The Power of Destruction

To break large objects, you will need the power of the enemies. If you attack an object and it shakes but remains undamaged, it means you do not have the power – you'll need to jack a bigger enemy.

MULTIPLAYER CO-OP MODE

Press **○** on controller 2 at any time to join the game in Co-op play. Player 2 will appear in Player 1's backpack. Press **○** to enter or exit your friend's backpack. If the situation is too dangerous, a sound will be heard and you won't be able to get out at that time.

Use the power of teamwork to overpower enemies and collect Mojo faster. Jump out of the backpack when enemies appear for twice the punchy-punch! Jump into your friend's backpack when precise jumping is needed. You know what they say about too many bandicoots in the kitchen!

Choose between two modes of Co-op play:

Leapfrog Mode:

Work together as you swap control each time you tackle a new jump, swing or slide. It's truly the most co-operative platform game ever!

Piggyback Mode:

Use your skills and weaknesses to conquer the game your way. Take a break from the challenge and hide out in your buddy's backpack whenever the action gets too intense or leap to your friend's aid when the going gets tough. Talk to your partner. Communication is the key!

CAST OF CHARACTERS

The Heroes



Crash Bandicoot



Coco



Crunch



Aku Aku

The Villains



Uka Uka



Dr. Neo Cortex



Nina Cortex



N-Gin



Tiny

CREDITS

RADICAL ENTERTAINMENT

SENIOR PRODUCER

Kirsten Forbes

ART DIRECTOR

Yousuf Mapara

TECHNICAL DIRECTOR

Ryan Ridout

LEAD GAME DESIGNER

Joe McGinn

SOUND DIRECTOR

Roman Tomazin

TECHNICAL PROJECT MANAGER

Katrina Archer

ART PRODUCTION MANAGER

Sarah Meagher

GAME PROJECT MANAGER

Angie Schick

LEAD PROGRAMMER

Ian Gipson

TECHNICAL TEAM

Brian Davis, Dusit Eakkachaichanvet, Jacob Morley, Malcolm Stead, Mike Richard, Neil Martin, Peter Chan, Pierre Tardif, Timothy Hinds, Tom Schulz, Xiangming Lu

GAME DESIGNERS

Bob Churchill, Des Hinkson, Ian Christy, Joshua Mitchell, Kasan Wright, Lauren Wood, Sheik Sahib

WRITER, GAME DESIGNER

Chris Mitchell

CONCEPT ARTISTS

Zeljko Duvnjak, Brandon Reimchen, Robin Mitchell

LEAD CHARACTER MODELLER

Raine Anderson

LEAD ANIMATOR

Nick Unden

IN-GAME AND CINEMATICS ANIMATORS

Dimitry Kuperman, Kenneth Chen, Ron Sombilon, Steph Hoddy, Wade Howard

PRESENTATION ARTIST

Lee Steg

STATEPROP ARTISTS

Alejandro Hidalgo, Eric Madill

ENVIRONMENT ARTISTS

Andrew Barker, Bryce Diamond, Anthony Eric Gabas, Laurie Kindiak, Mike Maraffa, Sanela Mickovic, Simon Harris, Steven Huang

TEXTURE ARTISTS

Adam Cable, Vilmen Mendoza

LEAD LIGHTING ARTIST

Manuel Silva

LIGHTING ARTIST

Brad Dixon

FX ARTISTS

Landin Kent, William Mauritzen

SOUND EFFECTS DESIGNER

Cory Hawthorne

ORIGINAL GAME SCORE

Marc Baril

QA LEADS

Hamish Millar, Mark Ng, Tim Dale

QA TESTERS

Patrick Donaghy, Xi Wang

ADDITIONAL PROGRAMMING

Brad Kusy, George Mawle, Hongzhi Wang, Jasmin Patry, Jeremy Isaak, Larbi Mouedden, Vincent Mar

DIRECTOR, SOUND DEPARTMENT

Iain Ross

PRODUCTION COORDINATOR, SOUND DEPARTMENT

Nicole Pinto

DIALOGUE EDITORS

Chris King, Christian Prohom

DIALOGUE AND MUSIC MASTERING

Lin Gardiner

VOICE CAST (IN ALPHABETICAL ORDER)

Amy Gross, Audrey Wasilewski, Chris Williams, Danny Mann, Darryl Kurylo, Debi Derriberry, Greg Eagles, Grey Delisle, John Dimaggi, Jess Harnell, Kathryn Feller, Lex Lang, Matt Hill, Nolan North, Quinton Flynn, Richard Horvitz, Tom Kenny

SHADOW PUPPETS INTRO MOVIE

Atomic Cartoons

ADDITIONAL 3D ART

Lakshya Digital

VISUAL DEVELOPMENT

Liezel Sinclair, Fernando Medrano

ADVANCED VISUAL GROUP

Branislav Perkovic, Dejan Ostojic, Hani Ghazaleh, Jakub Czeszejko-Sochacki, Jason Philipchuk, Mike Peredo

CHARACTER MODELING GROUP

Dan Roarty, Jeff Solway, John Wang, Matthew Charlesworth, Tuan La,

CREATIVE SERVICES

Karen Mah, Shamus Horak, Ting Ting Chen

VIDEO SERVICES

Craig Nelson

DIRECTOR OF ADVANCED TECHNOLOGY

David Fracchia

ADVANCED TECHNOLOGY GROUP

Bryan Ewert, Christopher Ball, Claude Martins, Colin Caufield, Colin Neilens, Cong Ly, Eric Honsch, Harold Westlund, Hongzhi Wang, James Busby, James Harrison, Jason Busch, Jonathan Mitchell, Josephine Hung, Kevin Coughlan, Kevin Loose, Lars Wilke, Maciej Mizerski, Malcolm Wilson, Manu Varghese, Marcin Chady, Mark James, Michael Hughes, Nigel Brooke, Pamela Chow, Paul Stark, Peter Mielcarski, Ryan Blazecka, Scott Andrews, Simon Hatch, Som Yau, Stan Jang, Tyson Brochu, William Gates, Ziemek Trzesicki

CHIEF OPERATING OFFICER, RADICAL

Kelly Zmak

SPECIAL THANKS

Alison McLean, Allister Jones, Amber Jordan, Ash Matheson, Brandon McGuigan, Branislav Perkovic, Brett Silberg, Cam Weber, Cary Brisebois, Charles Phillips, Chris Ansell, Chris Haddon, Craig Whitehead, Dan Berardo, Darren Esau, Dave Forsey, Dave Martindale, Devon Boorman, Eric Legaspi, Ewan Lee, Fred Snow, Glenn Dphrepaulezz, Greg Mayer, Ian McNeil, Ian Wilkinson, Jen Macdougall, Jino Fuentecilla, Jodi Tilley, Joe Selinske, John Adano, Josh Blommestein, Josh Mandel, Joyce Wu, Ken Rosman, Kevin Fink, Larry Baert, Laura Piazza, Leah Rubin, Lindz Williamson, Louis Ong, Marc Marrojo, Matthew Miller, Nicole Silvestre, Pav Manchanda, Rick Jackson, Rob Sparks, Samuel Ko, Shannon Hemmes, Sharon Brown-John, Stephen van der Mescht, Tim Ben-nison, Tom Legal, Trevor Lim, Vincent Mar, Wendy Robillard

DEVELOPMENT FOCUS TESTERS

Aeden Bridwell, Alexander Dellow, Brandon Matheson, Carling Ritchie, Fraser Forbes, Haley Matheson, Rory Dellow, Scott Ritchie, Stella Forbes, Wyn Wiebe

COFFEE TIME!

Nan Naganthiram

VIVENDI GAMES SENIOR EXECUTIVES

CHIEF EXECUTIVE OFFICER

Bruce Hack

PRESIDENT, WORLDWIDE STUDIOS

Martin Tremblay

CHIEF STRATEGY AND MARKETING OFFICER

Cindy Cook

EVP, GLOBAL SALES

Pascal Brochier

EVP, GENERAL COUNSEL

Terri Durham

CHIEF FINANCIAL OFFICER

Jean-Francois Grollemund

EVP, HUMAN RESOURCES

Mark Halacy

SIERRA ENTERTAINMENT BRAND MARKETING

VP, GLOBAL BRAND MANAGEMENT

Al Simone

SR. DIRECTOR BRAND MANAGER

Ivo Gerscovich

GLOBAL BRAND MANAGER

Glenn Gregory

ASSOCIATE BRAND MANAGERS

Keyur Shah, Jason Taylor

PUBLIC RELATIONS

PUBLIC RELATIONS MANAGERS

Matt Frary, Lisa Douet, Bree Cotten

CREATIVE SERVICES

VP, CREATIVE SERVICES

Steve Parker

MANAGER, CREATIVE SERVICES

Kristy Cheng

ACCOUNT SUPERVISOR

Dalene Tarr

CONSUMER PROMOTIONS

DIRECTOR

Julie Thomas

ASSOCIATE MANAGER

Matthew Allen

SPECIALIST

Nikki Pounds

TRADE MARKETING

DIRECTOR

Linda Ethridge

ASSOCIATE MANAGERS

Jason Taylor, NR Pesquera

INTERACTIVE MARKETING

DIRECTOR

Hal Paris

MANAGER

Jack Walker

GLOBAL MARKETING

SR. DIRECTOR

Chloe Rothwell

ASSOCIATE MANAGER

Chris Wincek

BRAND COORDINATION MANAGER

Deana Erickson

GLOBAL CONSUMER RESEARCH

DIRECTOR

Janice Charlton

MANAGER

Linda Howard

ANALYST

Page Patten

CONSOLE PUBLISHING

DIRECTOR

Angelina Coley

CONSOLE MANAGER EU

Melissa Brown

CONSOLE MARKETING COORDINATOR

Cathy Truong

MEDIA PRODUCTIONS

VOICE OVER DIRECTOR

Eric Weiss

PRODUCTION COORDINATOR

Amy Allison

VICE PRESIDENT

Jim Carey

DIGITAL VIDEO SPECIALISTS

Anita Crouch

SR.VIDEO EDITOR

Tonya Stumphauzer

VIDEO EDITOR/GRAPHIC ARTIST

Stuart Allison

SCREENSHOT SPECIALISTS

Kevin Hill, Blake Hill

MARKETING SPECIAL THANKS

Matt Geyer, Ami Blaire, Michael Kaplan, Anouchka Van Riel, Samit Patel, Jeff Neinstein, Pam Teller, Lynda Do, Terry Kiel, Rod Rigole, Jim Riordan, Eric Roeder, Glenn Oliver

PRODUCT DEVELOPMENT

SENIOR VICE PRESIDENT, PRODUCT DEVELOPMENT

Mario Coculuzzi

DIRECTOR, PROJECT MANAGEMENT OFFICE

Ross Perez

ASSOCIATE PRODUCER

Ryan French

LOCALISATION TEAM

Paul Murray, Eithne Hagan, Mary Kettle, Veronika Mang

SENIOR DIRECTOR OF QUALITY ASSURANCE

Samer Raad

STUDIO SUPPORT SERVICES – OFFICE MANAGER

Anna Booth

STUDIO SUPPORT SERVICES ADMINISTRATION ASSISTANT

Nuria Andres

SENIOR QA MANAGER, TESTER RESOURCES

Michael Gonzales

QA MANAGER

Lester Broas

PROJECT LEAD

Vincent Delupio

QA TESTERS

Trevor Matsudaira, Raymund Pineda, Alex Gold, Dan Doberne, Steven Baker, Warren Kaye, Jason Colombetti, Charlie Oun, Julio Ferrer, Joseph Parise, David Asadourian, David Andorka, Jesse Sanchez, Justin Schriefer, Warren Patten, Aaron Jessie, Andrew Campese, Charles K. Davis, Max Yi, Ashlee Gabb, Travis Shrodes, David Scharf, Juan Medina, Matthew Wagner, Shawn Hestley, Henry Trujillo, David Agama, Albert Avalos, Karl Tars, Chris Shypkowski

TECHNICAL REQUIREMENTS GROUP MANAGER

Grant Bryson

TECHNICAL REQUIREMENTS GROUP SENIOR SUPERVISOR

Joseph Olivas

TECHNICAL REQUIREMENTS GROUP SUPERVISORS

Jose Beltran, Kevin Jackson, Ali Raza

TECHNICAL REQUIREMENTS GROUP TESTERS

Raymond Lee, Richard Tom, Lauren Kamieniecki, John Tittel, Lana McCarthy, Tom Craven, Brian Jones, Rob Gardner, Ryan Meloncon, Josh Singleton, Dustin Portesi, Phil Lawless, Kyle St. Clair, Fabian Tuason, John Donnelly, Steven Baker, Miguel Vega

QA SUPERVISORS

James Pasque, Marcus Quinn

BURN LAB SUPERVISORS

Afolabi Akibola, Chris Miller

BURN LAB CONFIGURATION ENGINEERS

Tyree Deramus, Brad Graber, Jose Hernandez, Gene Shaw, Alvin Broussard, John St. John

END USER SUPPORT TECHNICIANS

Shawn Lomas, Mark Smith

PROJECT LEADS VUPC GROUP

Brandon Valdez, Cyra Talton, Fausto Lorenzano

SENIOR ENGINEER VUPC GROUP

Richard Benavides

VP OF TECHNOLOGY

Brian Leake

SENIOR SOFTWARE ENGINEER

Danny Koo

SOFTWARE ENGINEER

Ben Hines

TECHNICAL DIRECTORS

Philippe Paquet, Asen Kovachev

CUSTOMER SUPPORT

Technical Support

Phone: (800) 630-0811, 10:00 AM-8:00 PM M-F EST

Online Support: <http://support.vgames.com>

Customer Service

Phone: (800) 757-7707, 10:00 AM-8:00 PM M-F EST

Mail

Vivendi Games
4247 South Minnewawa Avenue
Fresno, CA 93725

LICENSE AGREEMENT

This software program, any printed materials, any online or electronic documentation (the "Program") are the copyrighted work of Vivendi Games, Inc., or its licensors. All use of the Program is governed by the terms of the End User License Agreement which is provided below ("License"). The Program is solely for use by end users according to the terms of the License Agreement. Any use, reproduction or redistribution of the Program not in accordance with the terms of the License Agreement is expressly prohibited.

END USER LICENSE AGREEMENT

- Limited Use License.** Vivendi Games, Inc. ("VG") hereby grants, and by utilizing the Program you thereby accept, a limited, nonexclusive license and right to use one (1) copy of the Program for your use on a PlayStation®2 computer entertainment system.
- Ownership.** All title, ownership rights and intellectual property rights in and to the Program and any and all copies thereof (including but not limited to any titles, computer code, themes, objects, characters, character names, stories, text, dialog, catch phrases, locations, concepts, artwork, animations, sounds, musical compositions, audiovisual effects, methods of operation, moral rights, any related documentation, and "applets" incorporated into the Program) are owned by VG or its licensors. The Program is protected by the copyright laws of the United States, international copyright treaties and conventions and other laws. All rights are reserved. The Program may contain certain licensed materials, and VG's licensors may act to protect their rights in the event of any violation of this Agreement.
- Responsibilities of End User.**
 - Subject to the Limited Use License as set forth above, you may not, in whole or in part, copy, photocopy, reproduce, translate, reverse engineer, derive source code from, modify, disassemble, decompile, or create derivative works based on the Program, or remove any proprietary notices or labels on the Program without the prior consent, in writing, of VG.
 - You are entitled to use the Program for your own use, but you are not entitled to: sell, grant a security interest in or transfer reproductions of the Program to other parties in any way, nor to rent, lease or license the Program to others without the prior written consent of VG; or exploit the Program or any of its parts for any commercial purpose.
- Program Transfer.** You may permanently transfer all of your rights under this License, provided the recipient agrees to the terms of this License.
- Termination.** This License is effective until terminated. You may terminate the License at any time by destroying the Program. VG may, at its discretion, terminate this License in the event that you fail to comply with the terms and conditions contained herein. In such event, you must immediately destroy the Program.
- Limited Warranty.** VG EXPRESSLY DISCLAIMS ANY WARRANTY FOR THE PROGRAM AND MANUAL(S). THE PROGRAM AND MANUAL(S) ARE PROVIDED "AS IS" WITHOUT WARRANTY OF ANY KIND, EITHER EXPRESS OR IMPLIED, INCLUDING, WITHOUT LIMITATION, THE IMPLIED WARRANTIES OF MERCHANTABILITY, FITNESS FOR A PARTICULAR PURPOSE, OR NONINFRINGEMENT. ANY WARRANTY AGAINST INFRINGEMENT THAT MAY BE PROVIDED IN SECTION 2-312(3) OF THE UNIFORM COMMERCIAL CODE AND/OR IN ANY OTHER COMPARABLE STATE STATUTE IS EXPRESSLY DISCLAIMED. The entire risk arising out of use or performance of the Program remains with You, however VG warrants the disc(s), on which the Program is furnished, to be free from defects in materials and workmanship, under normal use, for a period of ninety (90) days from the date of delivery. VG's sole liability in the event of a defective disc shall be to give You a replacement disc. Some states do not allow the exclusion or limitation of incidental or consequential damages, or allow limitations on how long an implied warranty lasts, so the above limitations may not apply.
- Limitation of Liability.** NEITHER VG, ITS PARENT, SUBSIDIARIES, AFFILIATES NOR LICENSORS SHALL BE LIABLE IN ANY WAY FOR LOSS OR DAMAGE OF ANY KIND RESULTING FROM THE USE OF THE PROGRAM INCLUDING, BUT NOT LIMITED TO, LOSS OF GOODWILL, WORK STOPPAGE, COMPUTER FAILURE OR MALFUNCTION, OR ANY AND ALL OTHER COMMERCIAL DAMAGES OR LOSSES. Some states do not allow the exclusion or limitation of incidental or consequential damages, or allow limitations on how long an implied warranty lasts, so the above limitations may not apply to you.
- Equitable Remedies.** You hereby agree that VG would be irreparably damaged if the terms of this License were not specifically enforced, and therefore you agree that VG shall be entitled, without bond, other security, or proof of damages, to appropriate equitable remedies with respect to breaches of this License, in addition to such other remedies as VG may otherwise have available to it under applicable laws. In the event any litigation is brought by either party in connection with this License Agreement, the prevailing party in such litigation shall be entitled to recover from the other party all the costs, attorneys' fees and other expenses incurred by such prevailing party in the litigation.
- Miscellaneous.** This License shall be deemed to have been made and executed in the State of California, and any dispute arising hereunder shall be resolved in accordance with the law of the State of California. This License may be amended only by an instrument in writing executed by both parties. This License constitutes and contains the entire agreement between the parties with respect to the subject matter hereof and supersedes any prior oral or written agreements.

AVAILABLE NOW

THE LEGEND
OF
SPYROTM
THE ETERNAL NIGHT



 **SIERRA**TM

www.spyrothedragon.com



© 2007 Sierra Entertainment, Inc. All rights reserved. Spyro, Sierra and their respective logos are either registered trademarks or trademarks of Sierra Entertainment, Inc. in the U.S. and/or other countries. "PlayStation" and the "PS" Family logo are registered trademarks of Sony Computer Entertainment Inc. All other trademarks are property of their respective owners.

7264710